



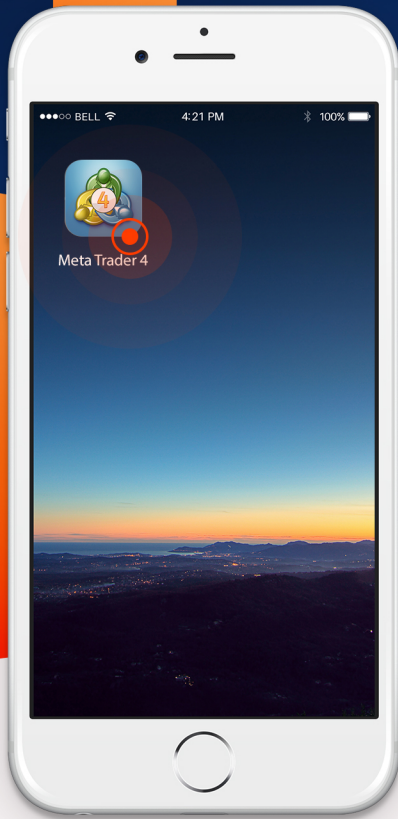
MetaTrader 4

iOS User Guide

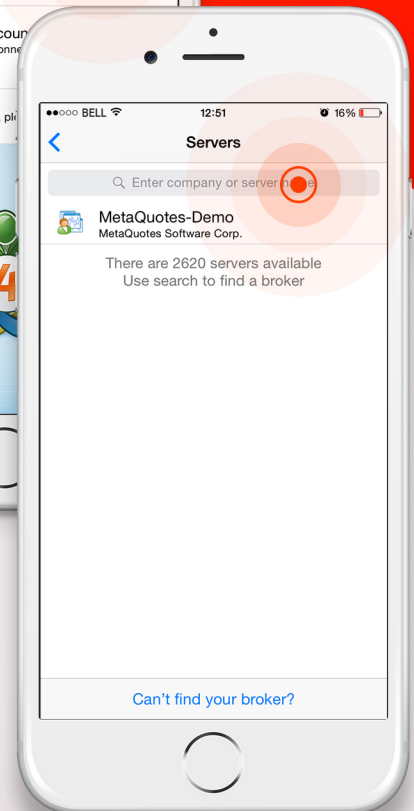
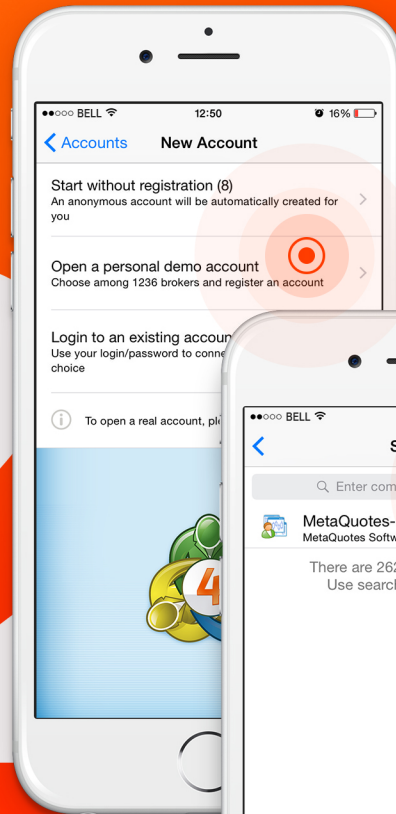
1

Install the app

Simply download MetaTrader 4 iPhone app or search "MetaTrader 4" on the App Store and download the app.



Once you have downloaded and installed the MT4 app, click on the icon to open the application:

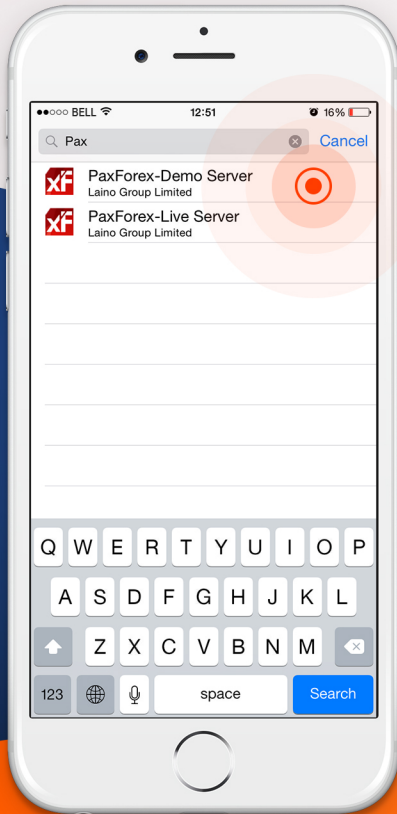


Login to your account

To log in to your PaxForex trading account, select "Login with existing account"

Select your server

In the search box type in "paxforex"
to bring up the Paxforex server



From the list of available servers, select the one that corresponds to your account.

If you are unsure of which server you need to select, please contact our Customer Services team either by:



email
support@paxforex.com

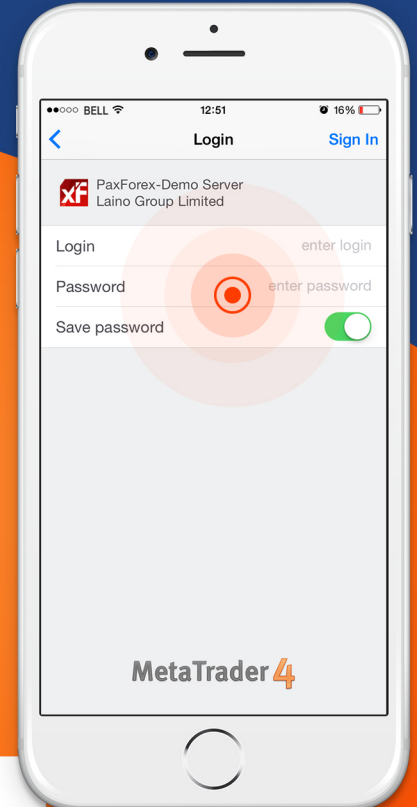


telephone
+44 208 133 0626

... or PaxForex live chat.

Enter server login details

This will direct you to the "Login" page as shown below. Enter your MT4 account login number, your master password and press "Done"



1

2

3

You're ready to trade!

Upon successful login, you will see the "Quotes" screen. From here you can buy, sell or place pending orders:

